

Societal Impact Report

FY12
FY24

Since the Connecticut Green Bank's inception through the bipartisan legislation in July 2011, we have mobilized more than **\$2.88 billion of investment** into the State's green economy. To do this, we used **\$409.4 million** in Green Bank dollars to attract \$2.47 billion in private investment, a leverage ratio of **\$7.00 for every \$1**. The impact of our deployment of renewable energy and energy efficiency to families, businesses, and our communities is shown in terms of economic development, environmental protection, equity, and energy (data from FY 2012 through FY 2024).*


ECONOMIC DEVELOPMENT

JOBS The Green Bank has supported the creation of more than **29,248** direct, indirect, and induced job-years.



TAX REVENUES

The Green Bank's activities have helped generate an estimated **\$148.0 million** in state tax revenues.



\$56.4 million
individual income tax

\$58.0 million
corporate taxes

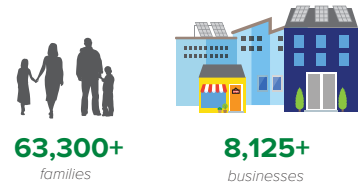
\$32.0 million
sales taxes

\$1.5 million
property taxes

ENERGY


ENERGY BURDEN

The Green Bank has reduced the energy costs on families, businesses, and our communities.



DEPLOYMENT

The Green Bank has accelerated the growth of renewable energy to more than **707.2 MW** and lifetime savings of over **89.3 million MMBTUs** through energy efficiency projects.



ENVIRONMENTAL PROTECTION

POLLUTION The Green Bank has helped reduce air emissions that cause climate change and worsen public health, including **7.0 million pounds** of SOx and **8.7 million pounds** of NOx lifetime.



11.4 MILLION
tons of CO₂ :
EQUALS

172 MILLION
tree seedlings
grown for 10 years

OR

2.3 MILLION
passenger vehicles
driven for one year

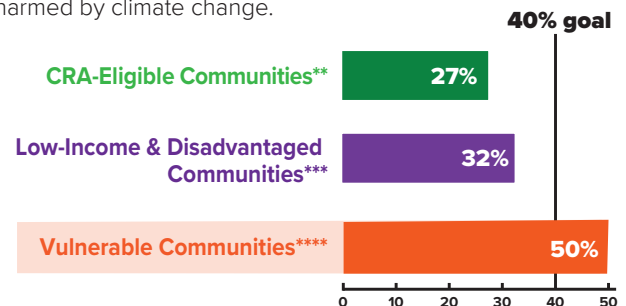

PUBLIC HEALTH The Green Bank has improved the lives of families, helping them avoid sick days, hospital visits, and even death.

\$218.9 – \$494.9 million of lifetime public health value created



EQUITY

INVESTING in vulnerable communities, The Green Bank has set **goals** to reach **40% investment** in communities that may be disproportionately harmed by climate change.



** Community Reinvestment Act (CRA) Eligible Communities – households at or below 80% of Area Median Income (AMI)

*** Low-Income and Disadvantaged Communities – those within federal Climate and Economic Justice Screening Tool and Environmental Justice Screening Tool

**** Vulnerable Communities – consistent with the definition of Public Act 20-05, including low- to moderate-income communities (i.e., less than 100% AMI), CRA-eligible communities, and environmental justice communities (e.g., including DECD distressed communities)

* Includes projects, deployment, and investments approved, but not yet interconnected under Energy Storage Solutions.



Winner of the 2017 Harvard Kennedy School Ash Center Award for Innovation in American Government, the Connecticut Green Bank is the nation's first green bank.

Learn more by visiting ctgreenbank.com/strategy-impact/societal-impact/

www.ctgreenbank.com © 2024 CT Green Bank. All Rights Reserved
Sources: Connecticut Green Bank Comprehensive Annual Financial Reports